ОПОРНО ПОВОРОТНЫЕ ПОДШИПНИКИ БЕЗ ЗАЦЕПЛЕНИЯ

ОДНОРЯДНЫЕ ШАРИКОВЫЕ ФЛАНЦЕВЫЕ

WD-230

Модель	Вес	Габаритные размеры			Установочные размеры							Структурные размеры							Параметры зуба					Усилие зуба разрешенное, кН	Усилие зуба максимальное, кН	Зазор осевой	Зазор радиальный
		D	de	H	D1	D2	na	Ф/М	ni	Ф/М	t	n1	D3	d1	A	C	Hu	Ho	d	m	z	b	k.m				
DL	kg	mm						mm		mm			mm													mm	
WD-230.20.0414	23.0	518	304	56	490	332	16	18	24	18	20	4	412.5	415.5	453	375	10.5	10.5								≤0.5	≤0.5
WD-230.20.0544	30.4	648	434	56	620	462	20	18	28	18	20	4	542.5	545.5	583	505	10.5	10.5								≤0.5	≤0.5
WD-230.20.0644	35.8	748	534	56	720	562	24	18	32	18	20	4	642.5	645.5	683	605	10.5	10.5								≤0.5	≤0.5
WD-230.20.0744	42.2	848	634	56	820	662	24	18	32	18	20	4	742.5	745.5	783	705	10.5	10.5								≤0.5	≤0.5
WD-230.20.0844	47.1	948	734	56	920	762	28	18	36	18	20	4	842.5	845.5	883	805	10.5	10.5								≤0.5	≤0.5
WD-230.20.0944	52.3	1048	834	56	1020	862	32	18	40	18	20	4	942.5	945.5	983	905	10.5	10.5								≤0.5	≤0.5
WD-230.20.1094	61.1	1198	984	56	1170	1012	32	18	40	18	20	4	1092.5	1095.5	1133	1055	10.5	10.5								≤0.5	≤0.5

С ВНЕШНИМ ЗАЦЕПЛЕНИЕМ

WD-231

WD-231.20.0414	29.0	504	304	56	455	332	10	M12	24	18	20	4	412.5	415.5		375	10.5	10.5	495	5	99	45.5	-0.5	11.75	23.50	≤0.5	≤0.5
WD-231.20.0544	39.2	640.8	434	56	585	462	14	M12	28	18	20	4	542.5	545.5		505	10.5	10.5	630	6	105	45.5	-0.5	14.2	28.40	≤0.5	≤0.5
WD-231.20.0644	47.2	742.8	534	56	685	562	16	M12	32	18	20	4	642.5	645.5		605	10.5	10.5	732	6	122	45.5	-0.6	14.2	28.40	≤0.5	≤0.5
WD-231.20.0744	53.1	838.8	634	56	785	662	18	M12	32	18	20	4	742.5	745.5		705	10.5	10.5	828	6	138	45.5	-0.6	14.2	28.40	≤0.5	≤0.5
WD-231.20.0844	64.7	950.4	734	56	885	762	18	M12	36	18	20	4	842.5	845.5		805	10.5	10.5	936	8	117	45.5	-0.8	18.93	37.86	≤0.5	≤0.5
WD-231.20.0944	69.1	1046.4	834	56	985	862	20	M12	40	18	20	4	942.5	945.5		905	10.5	10.5	1032	8	129	45.5	-0.8	18.93	37.86	≤0.5	≤0.5
WD-231.20.1094	82.5	1198.4	984	56	1135	1012	22	M12	40	18	20	4	1092.5	1095.5		1055	10.5	10.5	1184	8	148	45.5	-0.8	18.93	37.86	≤0.5	≤0.5

С ВНУТРЕННИМ ЗАЦЕПЛЕНИЕМ

WD-232

WD-232.20.0414	26.9	518	326.5	56	490	375	16	18	12	M12	20	4	412.5	415.5	453		10.5	10.5	335	5	67	45.5	-0.8	13.54	27.1	≤0.5	≤0.5
WD-232.20.0544	36.7	648	445.5	56	620	505	20	18	16	M12	20	4	542.5	545.5	583		10.5	10.5	456	6	76	45.5	-0.6	16.00	32.00	≤0.5	≤0.5
WD-232.20.0644	43.4	748	547.5	56	720	605	24	18	18	M12	20	4	642.5	645.5	683		10.5	10.5	558	6	93	45.5	-0.6	15.62	31.2	≤0.5	≤0.5
WD-232.20.0744	50.8	848	649.2	56	820	705	24	18	20	M12	20	4	742.5	745.5	783		10.5	10.5	660	6	110	45.5	-0.6	15.32	30.6	≤0.5	≤0.5
WD-232.20.0844	61.3	948	737.6	56	920	805	28	18	20	M12	20	4	842.5	845.5	883		10.5	10.5	752	8	94	45.5	-0.8	20.8	41.60	≤0.5	≤0.5
WD-232.20.0944	65.4	1048	841.6	56	1020	905	32	18	22	M12	20	4	942.5	945.5	983		10.5	10.5	856	8	107	45.5	-0.8	20.49	41	≤0.5	≤0.5
WD-232.20.1094	80.3	1198	985.6	56	1170	1055	32	18	24	M12	20	4	1092.5	1095.5	1133		10.5	10.5	1000	8	125	45.5	-0.8	20.16	40.3	≤0.5	≤0.5

ОПОРНО ПОВОРОТНЫЕ ПОДШИПНИКИ

внутренний зуб / внешний зуб / без зуба

однорядные шариковые
фланцевые

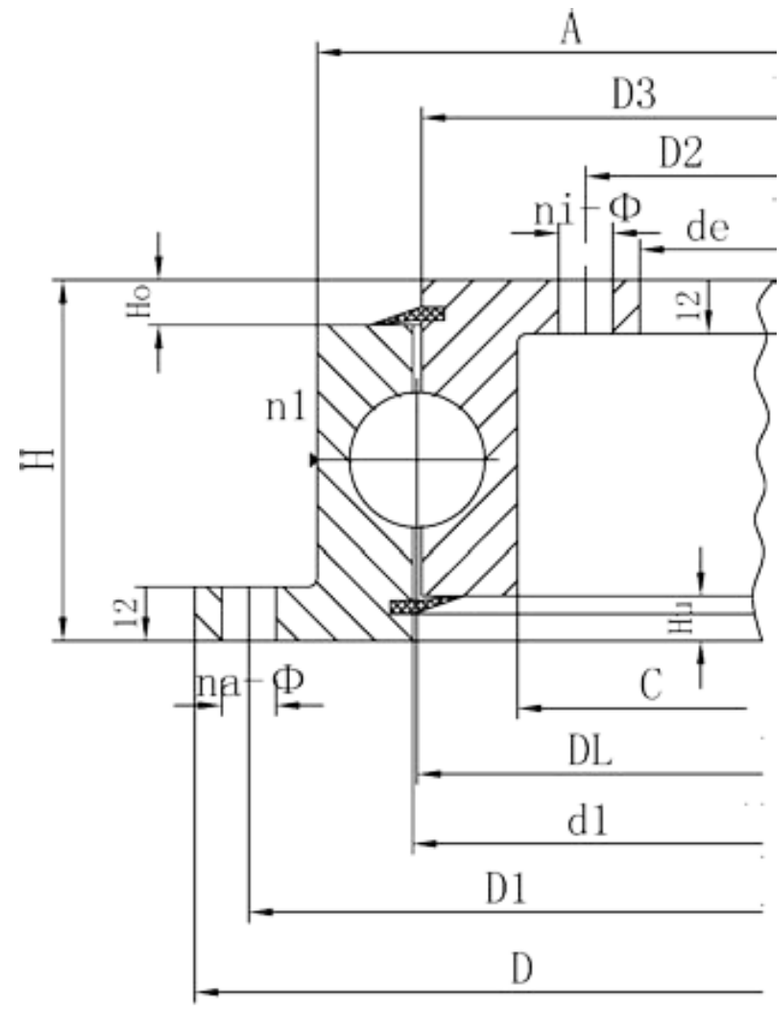

WD-230

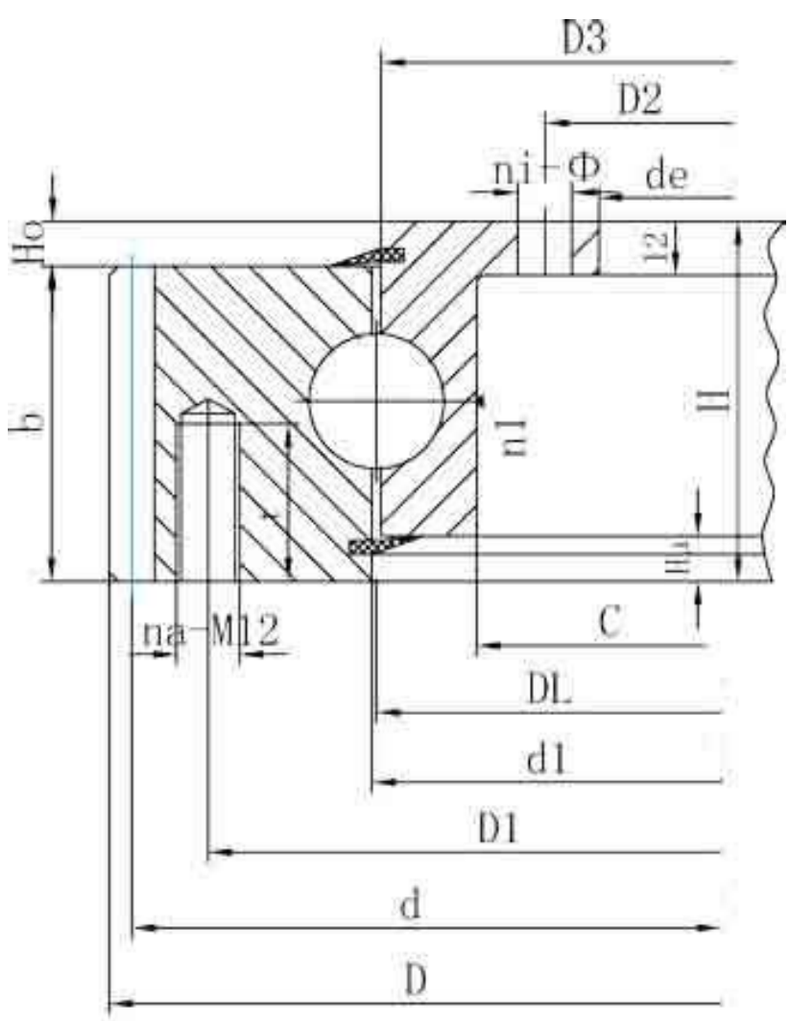

WD-231

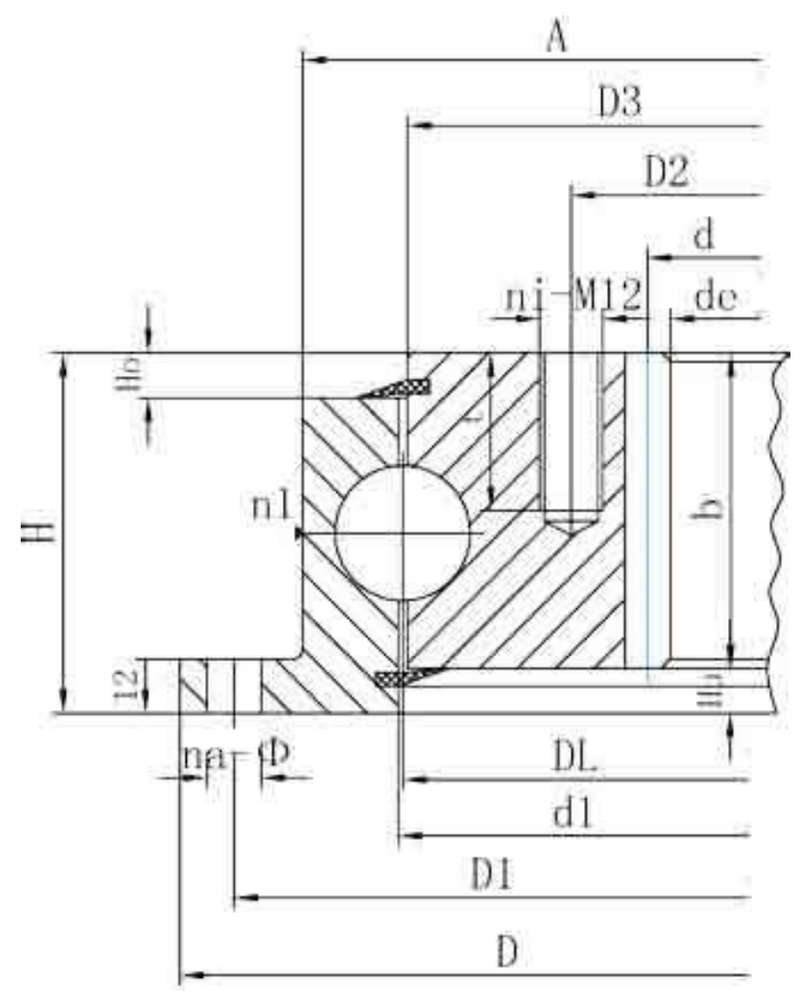

WD-232

Поворотные подшипники легкого типа

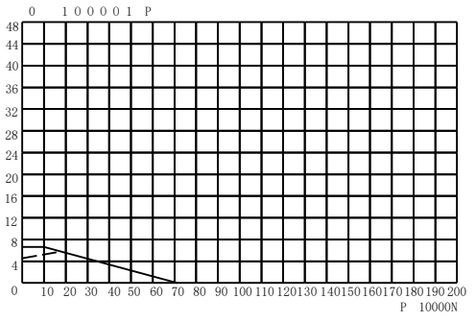

Fig. 1 WD-06.20.0414

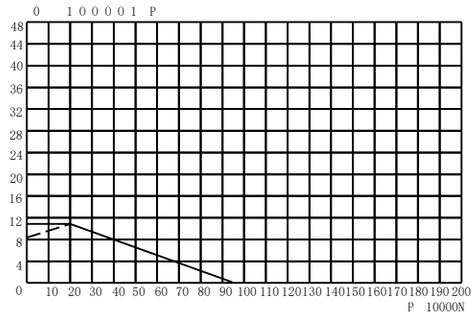

Fig. 2 WD-06.20.0544

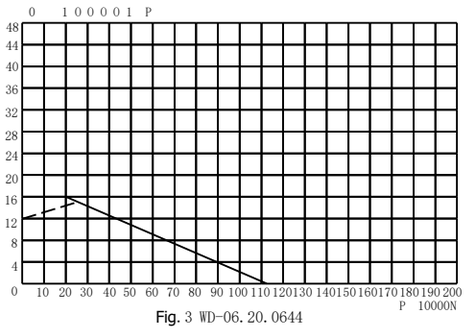

Fig. 3 WD-06.20.0644

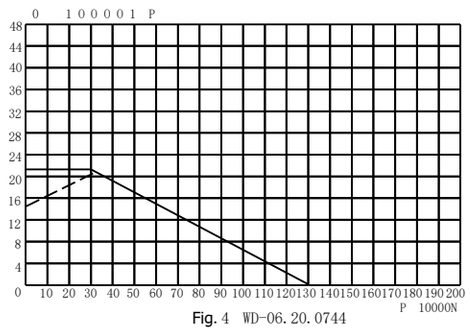

Fig. 4 WD-06.20.0744

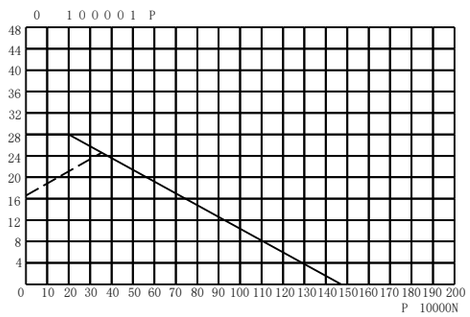

Fig. 5 WD-06.20.0844

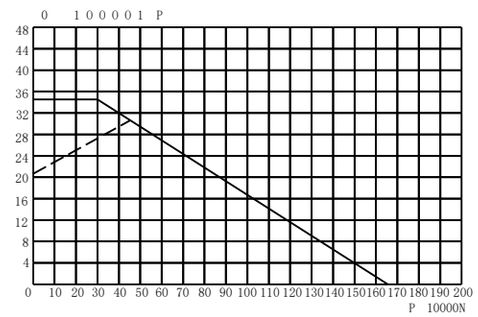

Fig. 6 WD-06.20.0944

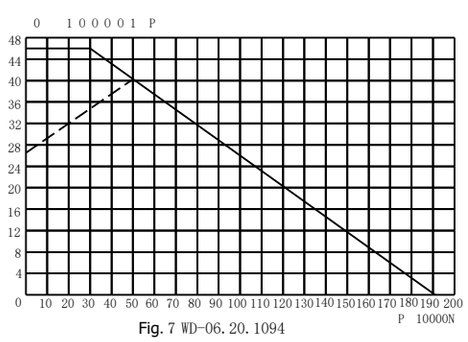

Fig. 7 WD-06.20.1094

Поворотные подшипники фланцевые

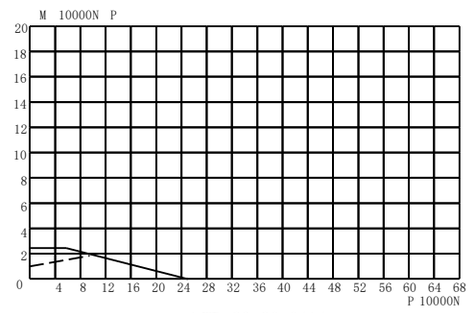

Fig. 1 WD-23.20.0414

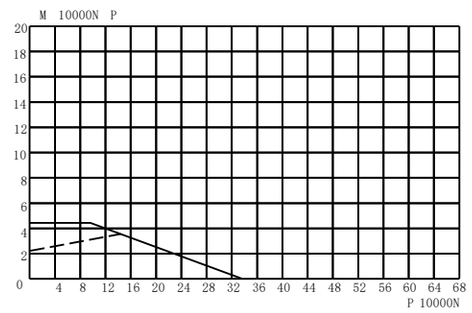

Fig. 2 WD-23.20.0544

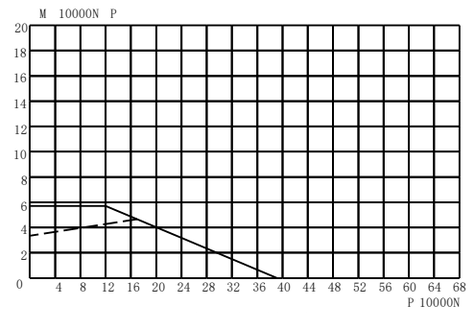

Fig. 3 WD-23.20.0644

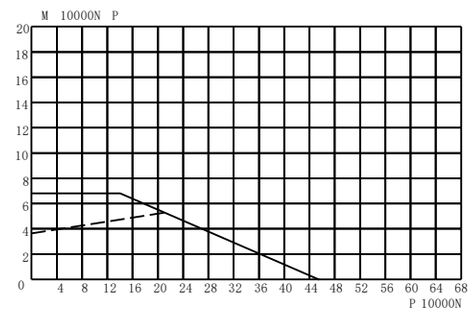

Fig. 4 WD-23.20.0744

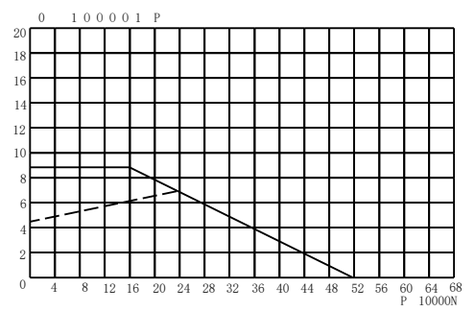

Fig. 5 WD-23.20.0844

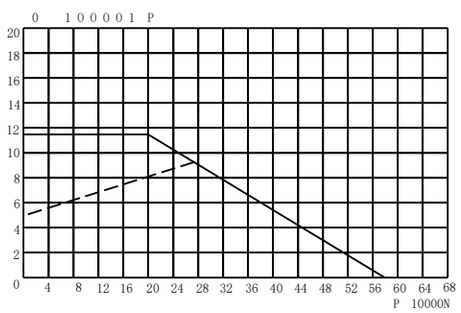

Fig. 6 WD-23.20.0944

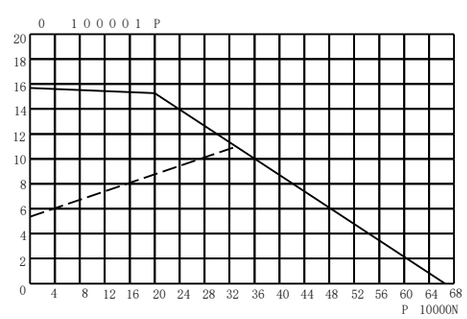

Fig. 7 WD-23.20.1094