

VD2 17 bit Absolute Single Magnetic Encoder

Flange Size	Motor Model	Drive Model	Rated Torque (Nm)	Rated Speed (rpm)	Voltage
60	WD60M-02030S-A1FL	VD2-010SA1G	0.64	3000	220V
		VD2-010SA1H	0.64	3000	220V
60	WD60M-04030S-A1F	VD2-010SA1G	1.27	3000	220V
		VD2-010SA1H	1.27	3000	220V
60	WD60M-04030S-A1FL	VD2-010SA1G	1.27	3000	220V
		VD2-010SA1H	1.27	3000	220V
80	WD80M-07530S-A1F	VD2-014SA1G	2.39	3000	220V
		VD2-014SA1H	2.39	3000	220V
80	WD80M-07530S-A1FL	VD2-014SA1G	2.39	3000	220V
		VD2-014SA1H	2.39	3000	220V
80	WD80M-10030S-A1F	VD2-014SA1G	3.18	3000	220V
		VD2-014SA1H	3.18	3000	220V
80	WD80M-10030S-A1G	VD2-014SA1G	3.18	3000	220V
		VD2-014SA1H	3.18	3000	220V

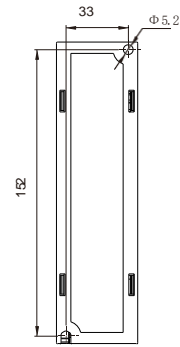

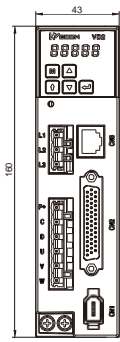


VD2 17 bit Absolute Multi Magnetic Encoder

Flange Size	Motor Model	Drive Model	Rated Torque (Nm)	Rated Speed (rpm)	Voltage
60	WD60M-02030S-C1FL	VD2-010SA1G	0.64	3000	220V
		VD2-010SA1H	0.64	3000	220V
60	WD60M-04030S-C1F	VD2-010SA1G	1.27	3000	220V
		VD2-010SA1H	1.27	3000	220V
60	WD60M-04030S-C1FL	VD2-010SA1G	1.27	3000	220V
		VD2-010SA1H	1.27	3000	220V
80	WD80M-07530S-C1F	VD2-014SA1G	2.39	3000	220V
		VD2-014SA1H	2.39	3000	220V
80	WD80M-07530S-C1FL	VD2-014SA1G	2.39	3000	220V
		VD2-014SA1H	2.39	3000	220V
80	WD80M-10030S-C1F	VD2-014SA1G	3.18	3000	220V
		VD2-014SA1H	3.18	3000	220V
80	WD80M-10030S-C1G	VD2-014SA1G	3.18	3000	220V
		VD2-014SA1H	3.18	3000	220V

VD2 23 bit Absolute Multi Optical Encoder

Flange Size	Motor Model	Drive Model	Rated Torque (Nm)	Rated Speed (rpm)	Voltage
60	WD60M-02030S-D2FL	VD2-010SA1G	0.64	3000	220V
		VD2-010SA1H	0.64	3000	220V
60	WD60M-04030S-D2F	VD2-010SA1G	1.27	3000	220V
		VD2-010SA1H	1.27	3000	220V
60	WD60M-04030S-D2FL	VD2-010SA1G	1.27	3000	220V
		VD2-010SA1H	1.27	3000	220V
80	WD80M-07530S-D2F	VD2-014SA1G	2.39	3000	220V
		VD2-014SA1H	2.39	3000	220V
80	WD80M-07530S-D2FL	VD2-014SA1G	2.39	3000	220V
		VD2-014SA1H	2.39	3000	220V
80	WD80M-10030S-D2F	VD2-014SA1G	3.18	3000	220V
		VD2-014SA1H	3.18	3000	220V
80	WD80M-10030S-D2G	VD2-014SA1G	3.18	3000	220V
		VD2-014SA1H	3.18	3000	220V



SPECIFICATION

Item		VD2 Series	
Basic Specifications	Voltage	220V	
	Control Method	IGBT PWM controlled sine wave current drive	
	Encoder	2500ppr incremental encoder; 17 bit, 23 bit absolute encoder	
	Input Signal	8*DI	
	Output Signal	4*DO	
	Analog Signal Input	2*AI input(-10v~10v)	
	Pulse Signal Input	Open collector or differential input	
	Pulse Feedback Output	A,B,Z differential output	
	Internal Instructions	Support 8 internal speed commands and internal multi-segment position commands	
	Communication/Debug	Support to communicate with modbus device and debug with SCTools at the same time. (SCTools can set&monitor servo parameters,monitor waveform,self-tuning parameter,etc.)	
	Braking Resistor	400W without built-in baking resistor; both support external braking resistor	
Function Setting	General Function	Self-tuning	SCTools supports self-tuning function,and identifies load inertia identification and rigidity level, and other parameters.
		Waveform Monitoring	View position, speed, torque and other curves on PC in real time
		Waveform Storage	The original waveform data could be stored for up to 10s
		Parameter Import / Export	Support batch parameter import and export; support PLC configurate servo parameters automatically (supported by some models)
		Vibration Suppression	Suppress mechanical vibration by setting vibration suppression parameters
		Protective Function	Overvoltage, undervoltage, overcurrent, overspeed, overload, overheating, encoder failure, excessive position deviation, torque limit, speed limit, etc
		Brake	Support
		Universal Control DI	Servo enable (SON), fault and warning clear (A-CLR), forward drive prohibition (POT), reverse drive prohibition (NOT), command reverse (C-SIGN), emergency stop (E-STOP), Gain switching (GAIN-SEL), Multi-speed command selection(INSPD1、 INSPD2、 INSPD3); Internal multi-position command selection and enable (POS1,POS2, POS3,POS4, POSEN)
	Pulse Input	Universal Control DO	Servo ready (RDY), fault signal (ALM), warning signal (WARN), rotation detection (TGON), zero speed signal (ZSP), torque limit (T-LIMIT), speed limit (V-LIMIT),servo on state output (SRV-ST), servo brake output (BRK-OFF)
		Pulse Frequency	Maximum 500khz
		Pulse Type	Pulse + Direction, CCW/CW pulse, Quadraturel encoding
		Pulse Filtering	First-order low-pass filter or smooth filter
	Speed Mode	Pulse Output	Differential Quadraturel encoding A, B, Z output; PPR is settable by p0-16 or P0-17~P0-20.
		Command Input	-10V~+10V analog input internal speed command (Maximum 8)
		Zero Clamp	Motor speed could be clamped to zero via the setting of zero clamp function
	Torque Mode	Torque Limit	Support to set the torque limit
		Command Input	-10V~+10V analog input and Internal torque command
		Torque Reaching	Torque reaching threshold and DO can be set flexibly
		Speed Limit	The speed limit can be set flexibly

UnitMC.ru

60 Series Motor Specification

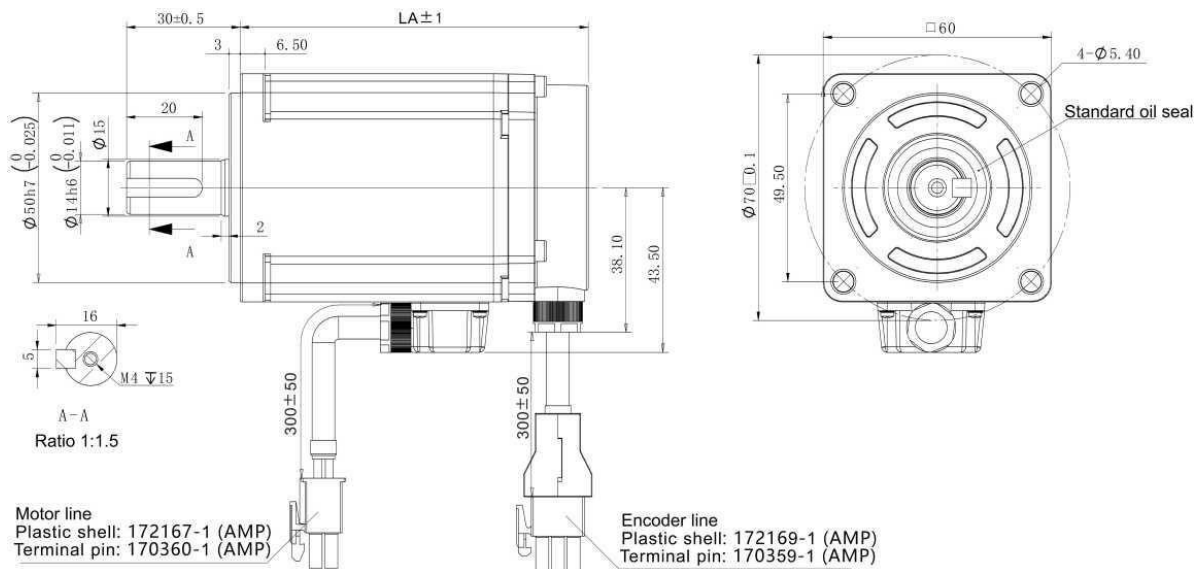
Motor model	WD60M-02030S ^{★△}	WD60M-04030S ^{★△}
Rated power (kW)	0.2	0.4
Rated torque (N·m)	0.64	1.27
Rated speed (r/min)	3000	3000
Brake	Optional	Optional
LA without Brake (mm)	75	92
LA with Brake (mm)	104.5	121.5

Remark

★ : A1-17 bit single Magnetic encoder; C1-17 bit Multi Magnetic encode; D2- 23bit Multi Optical encoder

△ : F-sealed; G-sealed & Brake

-L: Connector type



80 Series Motor Specification

Motor model	WD80M-07530S-A1F	WD80M-07530S-C1F	WD80M-07530S-D2F	WD80M-10030S ^{★△}
Rated power (kW)		0.75		1
Rated torque (N·m)		2.39		3.18
Rated speed (r/min)		3000		3000
Brake		Optional		Optional
LA without Brake (mm)		98.5		98.5
LA with Brake (mm)		132.5		132.5

Remark:

★: A1-17 bit single Magnetic encoder; C1-17 bit Multi Magnetic encode; D2- 23bit Multi Optical encoder

△: F-sealed; G-sealed & Brake

-L: Connector type

